

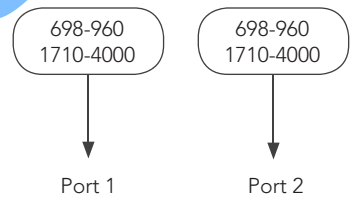
# 5005380A

Multi Band | Ceiling Mount Omni | (2x) Linear | 360° | 3.0-5.0 dBi | MIMO

- Wideband ceiling mount omni antenna covering 698-4000 MHz
- Compact, lightweight and easy to install
- Passive intermodulation < -150 dBc @ 2x2W
- Low return loss with stable performance



Ordering Options	Model Number			
Antenna with N-Type Connector	5005380A			
Antenna with 4.3/10 Connector	5005380A-4310			
Antenna with 7/16-DIN Connector	5005380A-DIN			
Electrical Characteristics	698-4000 MHz			
Frequency Band	698-806 MHz	806-960 MHz	1710-2700 MHz	3400-4000 MHz
Polarisation	(2x) Linear			
Horizontal Beamwidth	360°			
Vertical Beamwidth	90°	85°	45°	35°
Gain	3.0 ± 0.5 dBi	3.5 ± 0.5 dBi	4.5 ± 1.0 dBi	5.0 ± 1.0 dBi
Impedance	50Ω			
VSWR	≤ 2.0	≤ 2.0	≤ 2.0	≤ 2.0
Isolation	> 17 dB	> 17 dB	> 20 dB	> 25 dB
IM3 (2x2W)	≤ -150 dBc			
Maximum Power	50 Watts			
Connector	2 Ports, N-Type Female or 4.3-10 Female or 7/16-DIN Female			
Mechanical Characteristics				
Dimensions	Ø218 x 40 mm		Ø8.6 x 1.6 in	
Weight	0.5 kg		1.1 lbs	
Operating Temperature	-55° to +60° C		-67° to +140° F	
Operational Humidity	< 95%			
Radome	ABS, White RAL9003			
Mounting Options				
Mount	Ceiling, via hole (standard)			

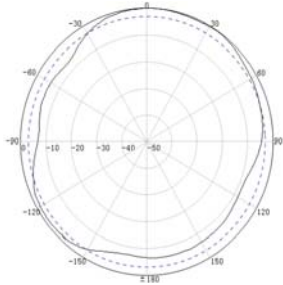


This model is available in the iBwave In-Building Network Components Database - [www.ibwavecomponents.com](http://www.ibwavecomponents.com)

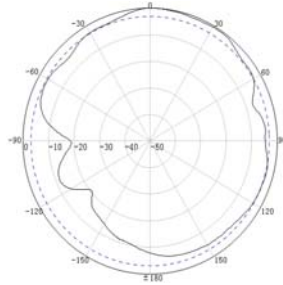
Quoted performance parameters are provided to offer typical or range values only and may vary as a result of normal manufacturing and operational conditions. Extreme operational conditions and/or stress on structural supports is beyond our control. Such conditions may result in damage to this product. Improvements to product may be made without notice.

5005380A

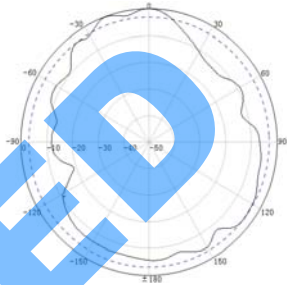
Multi Band | Ceiling Mount Omni | (2x) Linear | 360° | 3.0-5.0 dBi | MIMO



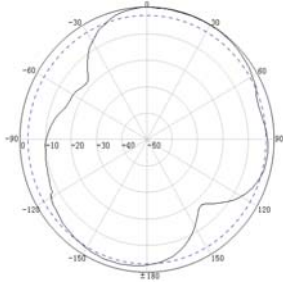
Horizontal | 900 MHz



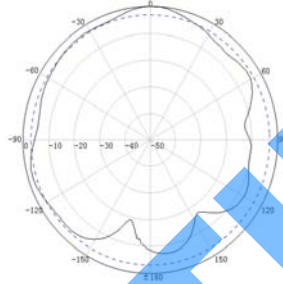
Horizontal | 1710 MHz



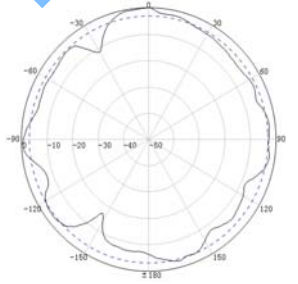
Horizontal | 2500 MHz



Vertical | 900 MHz



Vertical | 1710 MHz



Vertical | 2500 MHz

**DISCONTINUED**

Quoted performance parameters are provided to offer typical or range values only and may vary as a result of normal manufacturing and operational conditions. Extreme operational conditions and/or stress on structural supports is beyond our control. Such conditions may result in damage to this product. Improvements to product may be made without notice.